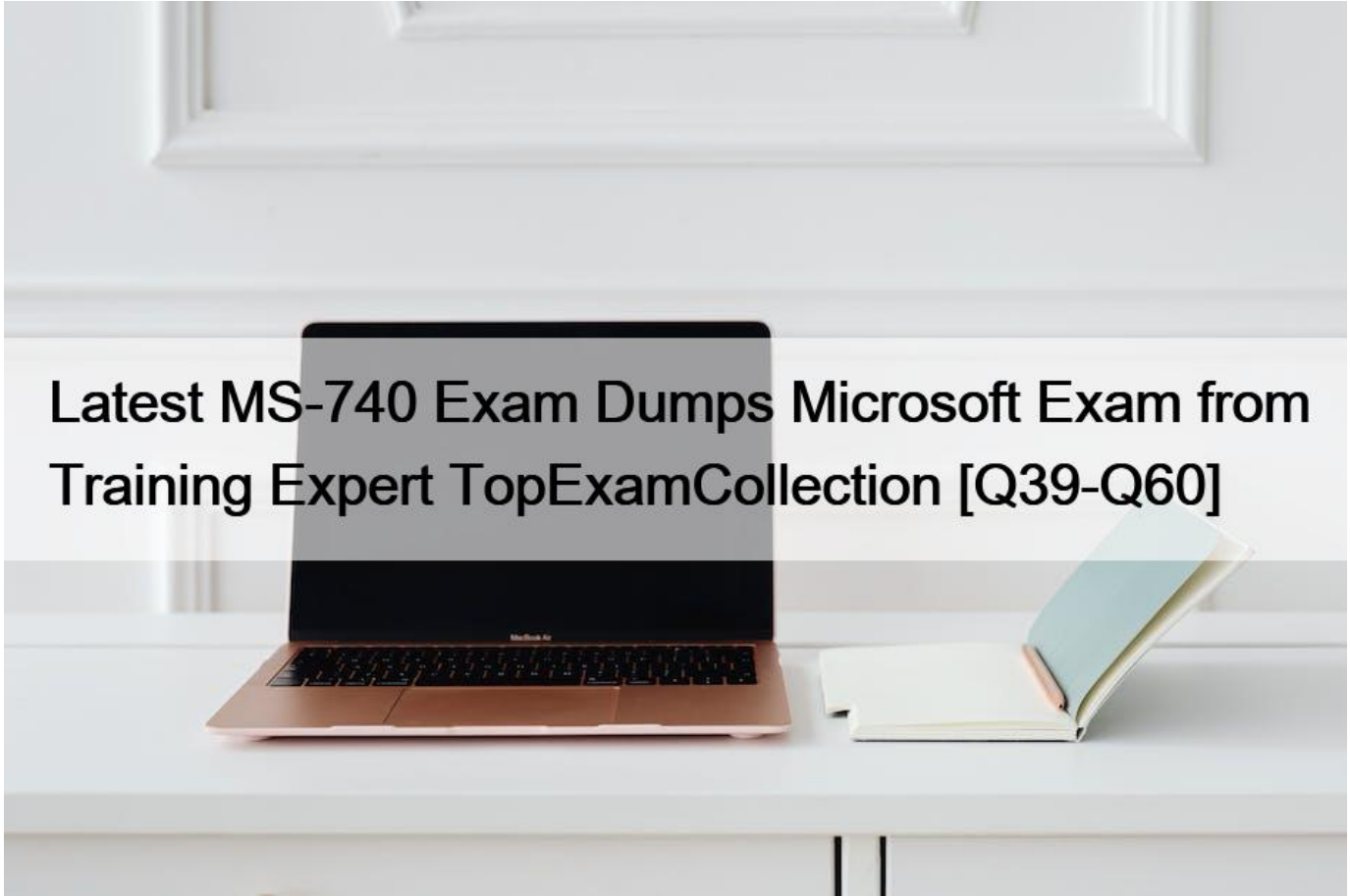


Latest MS-740 Exam Dumps Microsoft Exam from Training Expert TopExamCollection [Q39-Q60]



Latest MS-740 Exam Dumps Microsoft Exam from Training Expert TopExamCollection
Pass Microsoft Troubleshooting Microsoft Teams PDF Dumps | Recently Updated 123 Questions

NEW QUESTION 39

Users report call delay during Microsoft Teams audio conferences.

You run a network trace from a user's device during an audio conference. You review the following trace results:

```
Frame Details: X
Checksum: 0 (0x0)
SourceAddress: 10.10.10.110
DestinationAddress: 52.114.188.31
0-TCP: Flags=. . .A. . . ., SrcPort=50008, DstPort=HTTPS (443), PayloadLen=0,
SrcPort: 50008
DstPort: HTTP (80)
SequenceNumber: 4077031237 (0xF3028F45)
E AcknowledgmentNumber: 223214542 (0xD4DFD5E)
E B DataOffset: 80 (0x50)
O Flags: . . .A
Window: 1025 (scale factor 0x8) = 262400
Checksum: 0x254, Disregarded
UrgentPointer: 0 (0x)
```

You need to identify the cause of delay.

What is the cause?

- * The source port for audio is above 50.000.
- * The source port range for audio is too narrow.
- * The UDP traffic is being limited.
- * The TLS traffic is being limited.

Reference:

<https://docs.microsoft.com/en-us/MicrosoftTeams/quality-of-experience-review-guide#quality-investigations>

NEW QUESTION 40

A company uses Microsoft Teams licenses and mailboxes that are hosted on-premises.

Employees do not have access to Teams calendars.

You need to resolve the issue.

How should you respond? To answer, select the appropriate options in the answer area.

NOTE: Each correct selection is worth one point.

Action

Option

Which tool should you use?

▼
Idm
Hybrid Configuration Wizard
AD Connect

Which protocol should you enable?

▼
IMAP
REST
Exchange Web Services

Which type of license should you assign to users?

▼
Skype for Business license
Exchange online license
Azure AD Premium P1 license

Action

Option

Which tool should you use?

▼
Idm
Hybrid Configuration Wizard
AD Connect

Which protocol should you enable?

▼
IMAP
REST
Exchange Web Services

Which type of license should you assign to users?

▼
Skype for Business license
Exchange online license
Azure AD Premium P1 license

Explanation

Graphical user interface, text, application, email Description automatically generated

Action

Option

Which tool should you use?

▼

- IdPfx
- Hybrid Configuration Wizard
- AD Connect

Which protocol should you enable?

▼

- IMAP
- REST
- Exchange Web Services

Which type of license should you assign to users?

▼

- Skype for Business license
- Exchange online license
- Azure AD Premium P1 license

Reference:

<https://techcommunity.microsoft.com/t5/exchange-team-blog/configuring-teams-calendar-access-for-exchange-o>

NEW QUESTION 41

You are the global administrator of a tenant.

An account is blocked due to suspicious user activities.

You need to investigate the user activities.

Where should you investigate activities? To answer, drag the appropriate portals to the correct activities. Each portal may be used once, more than once, or not at all. You may need to drag the split bar between panes or scroll to view content.

NOTE: Each correct selection is worth one point.

Portals

Answer Area

Security and Compliance

Azure Active Directory

Microsoft 365 admin center

Activity

User logged in.

User sent emails.

User downloaded files.

Portal

Portal

Portal

Portal

Portals	Answer Area	Portal
<input type="checkbox"/> Security and Compliance	Activity User logged in.	<input type="checkbox"/> Azure Active Directory
<input type="checkbox"/> Azure Active Directory	User sent emails.	<input type="checkbox"/> Security and Compliance
<input type="checkbox"/> Microsoft 365 admin center	User downloaded files.	<input type="checkbox"/> Security and Compliance

Reference:

<https://docs.microsoft.com/en-us/microsoft-365/compliance/search-the-audit-log-in-security-and-compliance?view=o365-worldwide>

NEW QUESTION 42

A company uses Microsoft Teams licenses and mailboxes that are hosted on-premises.

Employees do not have access to Teams calendars.

You need to resolve the issue.

How should you respond? To answer, select the appropriate options in the answer area.

NOTE: Each correct selection is worth one point.

Action	Option
Which tool should you use?	<input type="checkbox"/> IdP <input type="checkbox"/> Hybrid Configuration Wizard <input type="checkbox"/> AD Connect
Which protocol should you enable?	<input type="checkbox"/> IMAP <input type="checkbox"/> REST <input type="checkbox"/> Exchange Web Services
Which type of license should you assign to users?	<input type="checkbox"/> Skype for Business license <input type="checkbox"/> Exchange online license <input type="checkbox"/> Azure AD Premium P1 license

Action

Option

Which tool should you use?

Hybrid Configuration Wizard
AD Connect

Which protocol should you enable?

IMAP
REST
Exchange Web Services

Which type of license should you assign to users?

Skype for Business license
Exchange online license
Azure AD Premium P1 license

Reference:

<https://techcommunity.microsoft.com/t5/exchange-team-blog/configuring-teams-calendar-access-for-exchange-on-premises/ba-p/1484009>

NEW QUESTION 43

A company assigns Microsoft 365 E5 licenses to its users.

A user reports that the Microsoft Teams dial pad is missing.

You run the Get-csonlineuser PowerShell cmdlet. You observe the results shown in the following exhibit:

```
EnterpriseVoiceEnabled : False
SipProxyAddress       : sip:bq@qwasqq.com
SipAddress            : qwasqq.com
TeamsUpgradeEffectiveMode : FullWithTeamsCollabAndMeetings
MCOValidationErrors  : (0)
UsageLocation        : GB
ProvisioningStamp     :
ProvisioningCounter  : 0
LineServerURI        :
LineURI              :
VoicePolicy          : BusinessVoice
VoiceRoutingPolicy   :
```

You need to resolve the issue.

Which three actions should you perform? Each correct answer presents part of the solution.

NOTE: Each correct selection is worth one point.

- * Run the following PowerShell cmdlet: `Set-CsOlineVoiceuser -identity -LocationID-telephonenumber`
- * Assign a voice routing policy.
- * In the Teams admin center, change the coexistence mode to Teams only
- * Change the value of the Usagelocation option to US.
- * Run the following PowerShell Cmdlet `Set-CsUser -Identity <User UPN> -EnterpriseVoiceEnabled`

\$True

NEW QUESTION 44

A company has Microsoft 365 E5 licenses.

Users report that they cannot access the Power BI app within the Teams app.

You need to resolve the issue.

Which three actions should you perform? Each correct answer presents part of the solution.

NOTE: Each correct selection is worth one point.

- * In the Teams app store, confirm that the Power BI app is not blocked.
- * Add Power BI to the custom apps Allowed list.
- * Ensure that the assigned app setup policy is assigned to the users.
- * Disable the Conditional Access policy to limit Power BI access in Teams.
- * Assign an app permission policy to users. Ensure that the policy does not block Power BI.

Reference:

<https://powerbi.microsoft.com/en-us/blog/guide-to-enabling-your-organization-to-use-power-bi-in-microsoft-team>

NEW QUESTION 45

You are the global administrator of a tenant.

An account is blocked due to suspicious user activities.

You need to investigate the user activities.

Where should you investigate activities? To answer, drag the appropriate portals to the correct activities. Each

portal may be used once, more than once, or not at all. You may need to drag the split bar between panes or

scroll to view content.

NOTE: Each correct selection is worth one point.

Portals

- Security and Compliance
- Azure Active Directory
- Microsoft 365 admin center

Answer Area

Activity

- User logged in.
- User sent emails.
- User downloaded files.

Portal

- Portal
- Portal
- Portal

Portals

- Security and Compliance
- Azure Active Directory
- Microsoft 365 admin center

Answer Area

Activity

- User logged in.
- User sent emails.
- User downloaded files.

Portal

- Azure Active Directory
- Security and Compliance
- Security and Compliance

Explanation

Graphical user interface, application Description automatically generated

Activity

- User logged in.
- User sent emails.
- User downloaded files.

Portal

- Azure Active Directory
- Security and Compliance
- Security and Compliance

Reference:

<https://docs.microsoft.com/en-us/microsoft-365/compliance/search-the-audit-log-in-security-and-compliance?vie>

NEW QUESTION 46

An organization's users work with third-party apps in Microsoft Teams.

New employees are not able to find and install third-party apps.

You need to resolve the issue.

What should you do?

- * In the Org-wide app settings section of the Teams admin center, enable Allow third-party apps.
- * Assign an app permission policy that allows third-party apps.
- * In the Org-wide app settings section of the Teams admin center, enable Allow interaction with custom apps.

Reference:

<https://docs.microsoft.com/en-us/microsoftteams/teams-app-permission-policies>

NEW QUESTION 47

A company uses Microsoft Teams.

You receive reports from users that they are unable to perform specific actions as guests.

You need to determine which actions can be performed by guest users and which actions can be performed by Teams users in the organization.

Which configuration should you use to validate each failed action? To answer, drag the appropriate roles to the correct actions. Each role may be used once, more than once, or not at all. You may need to drag the split bar between panes or scroll to view content.

NOTE: Each correct selection is worth one point.

The image shows two screenshots of a Microsoft Teams configuration interface. Each screenshot has a 'Roles' pane on the left, an 'Answer Area' in the middle, and an 'Action' pane on the right. A watermark 'blog.topexamcollection.com' is visible across the middle of each screenshot.

Top Screenshot:

- Roles:** Two boxes labeled 'Users' and 'Guests' are visible.
- Answer Area:** A vertical line with four dots, representing a drag-and-drop interface.
- Action:** Three items: 'Leave the organization', 'Upload files to private chat', and 'Edit Teams'.
- Role:** Three empty boxes for assigning roles to actions.

Bottom Screenshot:

- Roles:** Two boxes labeled 'Users' and 'Guests' are visible, with dashed green boxes around them.
- Answer Area:** A vertical line with four dots.
- Action:** Three items: 'Leave the organization', 'Upload files to private chat', and 'Edit Teams'.
- Role:** Three boxes containing 'Guests', 'Users', and 'Users' respectively.

Explanation



NEW QUESTION 48

A college has an Office 365 for Education verified tenant. Instructors create assignments for students.

A guest user reports they are unable to access an assignment that was shared with them in Microsoft Teams.

You investigate the Fiddler logs and observe the following client error status response code:

401 Unauthorized

You need to determine the root cause for the issue. What is the root cause?

- * Another guest user has the assignment opened at the same time.
- * Guest users cannot access assignments in Teams.
- * You must re-assign the license for the guest user.
- * The assignment must be re-shared with the affected guest user.

NEW QUESTION 49

You are a Microsoft Teams administrator for a company. The company uses active calling plans and dynamic emergency calling.

One of the company's offices is moving to a new physical location.

You need to use the Teams admin center to update the emergency address for the new office location.

What should you do?

- * From Emergency Addresses, edit the current address.
- * From Emergency Addresses, delete the current address and create a new location with the new address.
- * From Network and Locations, edit the current address.
- * From Network and Locations, delete the current address and create a new location with the new address.

Reference:

<https://docs.microsoft.com/en-us/microsoftteams/add-change-remove-emergency-location-organization>

NEW QUESTION 50

A company has a Microsoft 365 subscription. All users have devices that run Windows 10. Microsoft Teams is installed on all devices.

A user reports the following issues:

The user loses their Teams connection during screen sharing.

The Microsoft Teams app crashes randomly and restarts automatically.

You need to view the appropriate logs to troubleshoot the issues.

What should you do?

- * From the Microsoft Teams app, select CTRL+G Open the ETL files in the %Appdata%MicrosoftTeamsfolder.
- * Right-click the Microsoft Teams icons in the application tray and select Get logs. Open Logstxt in the %Appdata%MicrosoftTeamsfolder.
- * From the Microsoft Teams app, select Ctrl+Alt+Shift+1 Open the log files in the %Userprofile%Downloadsfolder.
- * From Event Viewer, open the Windows log and filter the log for the keyword MS Teams.

Reference:

<https://docs.microsoft.com/en-us/microsoftteams/log-files>

NEW QUESTION 51

A customer implements direct routing.

The customer reports that users are unable to receive or make phone calls. You observe that the Session Border Controller (SBC) is not healthy and that the Session Initiation Protocol (SIP) option headers have discrepancies.

You need to reconfigure the SIP option headers to resolve the issue.

How should you configure the SIP option headers? To answer, select the appropriate options in the answer area.

NOTE: Each correct selection is worth one point.

Answer Area

Parameter name	Value
Request-URI	OPTIONS sip:sbc1.adatum.biz:5061 SIP /2.0
	OPTIONS sip:sip.pstnhub.microsoft.com:5061 SIP /2.0
	OPTIONS sip:10.10.10.1:5061 SIP /2.0
	OPTIONS sip:sbc1.adatum.biz:5061 SIP /2.0
Via Header	Via: SIP/2.0/TLS sbc1.adatum.biz:5058;alias;branch=z9hG4bKac2121518978
	Via: SIP/2.0/TLS 10.10.10.1:5058;alias;branch=z9hG4bKac2121518978
	Via: SIP/2.0/TLS sbc1.adatum.biz:5058;alias;branch=z9hG4bKac2121518978
	Via: SIP/2.0/TLS sip.pstnhub.microsoft.com:5058;alias;branch=z9hG4bKac2121518978
Contact Header	Contact: sip:sbc1.adatum.biz:50588;transport=tls
	Contact: sip:sip.pstnhub.microsoft.com;transport=tls
	Contact: sip:sbc1.adatum.biz:50588;transport=tls
	Contact: sip:10.10.10.1:50588;transport=tls

Answer Area

Parameter name	Value
Request-URI	OPTIONS sip:sbc1.adatum.biz:5061 SIP /2.0 OPTIONS sip:sip.pstnhub.microsoft.com:5061 SIP /2.0 OPTIONS sip:10.10.10.1:5061 SIP /2.0 OPTIONS sip:sbc1.adatum.biz:5061 SIP /2.0
Via Header	Via: SIP/2.0/TLS sbc1.adatum.biz:5058;alias;branch=z9hG4bKac2121518978 Via: SIP/2.0/TLS 10.10.10.1:5058;alias;branch=z9hG4bKac2121518978 Via: SIP/2.0/TLS sbc1.adatum.biz:5058;alias;branch=z9hG4bKac2121518978 Via: SIP/2.0/TLS sip.pstnhub.microsoft.com:5058;alias;branch=z9hG4bKac2121518978
Contact Header	Contact: sip:sbc1.adatum.biz:50588;transport=tls Contact: sip:sip.pstnhub.microsoft.com;transport=tls Contact: sip:sbc1.adatum.biz:50588;transport=tls Contact: sip:10.10.10.1:50588;transport=tls

NEW QUESTION 52

You are the global administrator of a tenant.

An account is blocked due to suspicious user activities.

You need to investigate the user activities.

Where should you investigate activities? To answer, drag the appropriate portals to the correct activities. Each portal may be used once, more than once, or not at all. You may need to drag the split bar between panes or scroll to view content.

NOTE: Each correct selection is worth one point.

Portals	Activity	Portal
Security and Compliance	User logged in.	Portal
Azure Active Directory	User sent emails.	Portal
Microsoft 365 admin center	User downloaded files.	Portal

Portals	Answer Area	Portal
<input type="checkbox"/> Security and Compliance	Activity	<input type="checkbox"/> Azure Active Directory
<input type="checkbox"/> Azure Active Directory	User logged in.	<input type="checkbox"/> Security and Compliance
<input type="checkbox"/> Microsoft 365 admin center	User sent emails.	<input type="checkbox"/> Security and Compliance
	User downloaded files.	

Reference:

<https://docs.microsoft.com/en-us/microsoft-365/compliance/search-the-audit-log-in-security-and-compliance?view=o365-worldwide>

NEW QUESTION 53

A company wants to use the Microsoft Call Quality Dashboard (CQD) to monitor and investigate calls.

You need to provide guidance on how to use the CQD.

Which action can you perform by using the CQD? To answer, drag the appropriate responses to the statements. Each response may be used once, more than once, or not at all. You may need to drag the split bar between panes or scroll to view content.

Responses	Answer Area	Response
<input type="checkbox"/> Yes	Statement	<input type="checkbox"/> Response
<input type="checkbox"/> No	Identify the root cause of a specific issue	<input type="checkbox"/> Response
	Review data streams from phone systems.	<input type="checkbox"/> Response
	Review usage information and trends	<input type="checkbox"/> Response

Responses	Answer Area	Response
<input checked="" type="checkbox"/> Yes	Statement	<input type="checkbox"/> Response
<input checked="" type="checkbox"/> No	Identify the root cause of a specific issue	<input checked="" type="checkbox"/> No
	Review data streams from phone systems.	<input checked="" type="checkbox"/> No
	Review usage information and trends	<input checked="" type="checkbox"/> Yes

Reference:

<https://docs.microsoft.com/en-us/microsoftteams/quality-of-experience-review-guide>

NEW QUESTION 54

A company configures external access for suppliers in the Microsoft Teams admin center.

Users can chat only with external users from VendorA.

You need to ensure that users can chat externally with users from VendorB.

Which two actions should you perform? Each correct answer presents part of the solution.

NOTE: Each correct selection is worth one point.

- * Add the VendorB domain as a remote domain to the Connectors list.
- * Modify the CNAME for SIP federation.
- * Add the VendorB domain to the federation Allowed Domains list.
- * Ask the VendorB tenant to add your domain to their Allowed Domains list.

Reference:

<https://docs.microsoft.com/en-us/microsoftteams/manage-external-access>

NEW QUESTION 55

You need to validate the conditional access policy.

What should you conclude? To answer, select the appropriate options in the answer area.

NOTE: Each correct selection is worth one point.

Answer Area

Assignment

To which users does this policy apply?

To which type of clients does this policy apply?

Which type of action does this policy specify?

Applied to

Guest and external users
All users
Users and groups
Guest and external users

Desktop apps and mobile apps only
Browsers only
Desktop apps and mobile apps only
Browsers, desktop apps, and mobile apps

Grant
Grant
Block

Answer Area

Assignment
To which users does this policy apply?

To which type of clients does this policy apply?

Which type of action does this policy specify?

Applied to
Guest and external users
All users
Users and groups
Guest and external users

Desktop apps and mobile apps only
Browsers only
Desktop apps and mobile apps only
Browsers, desktop apps, and mobile apps

Grant
Grant
Block

NEW QUESTION 56

A company uses Microsoft Teams.

You need to configure email channel settings for the company.

Where should you perform each task? To answer, drag the appropriate locations to the correct requirement.

Each location may be used once, more than once, or not at all. You may need to drag the split bar between panes or scroll to view content.

NOTE: Each correct selection is worth one point.

Locations

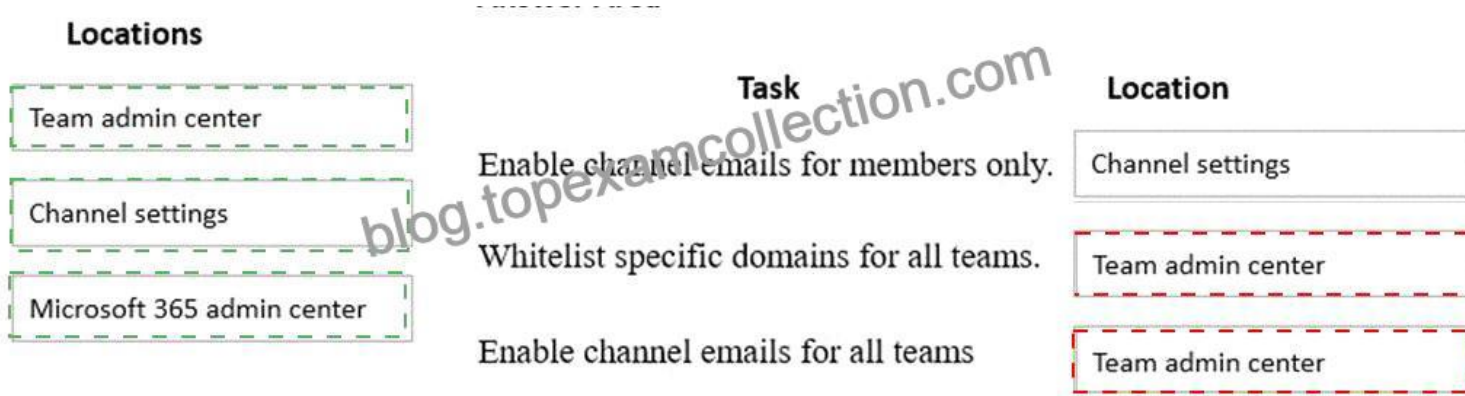
- Team admin center
- Channel settings
- Microsoft 365 admin center

Task

- Enable channel emails for members only.
- Whitelist specific domains for all teams.
- Enable channel emails for all teams

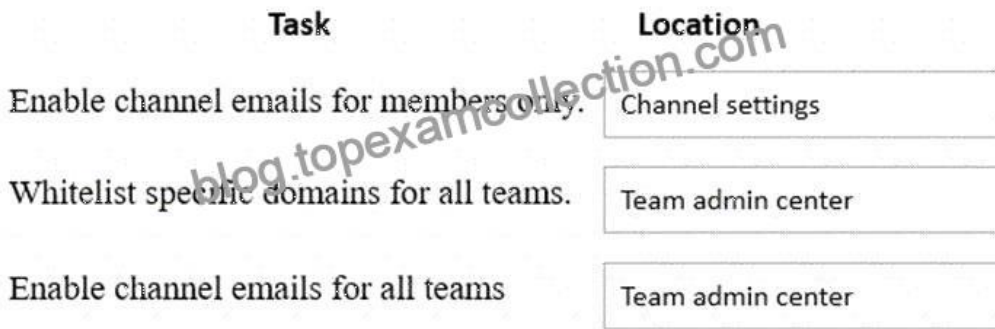
Location

- Location
- Location
- Location



Explanation

Graphical user interface, application Description automatically generated



Reference:

<https://support.microsoft.com/en-gb/office/manage-who-can-send-email-to-a-channel-in-teams-4f1a1224-e71b-4>

<https://docs.microsoft.com/en-us/microsoftteams/enable-features-office-365>

NEW QUESTION 57

Note: This question is part of a series of questions that present the same scenario. Each question in the series contains a unique solution that might meet the stated goals. Some question sets might have more than one correct solution, while others might not have a correct solution.

After you answer a question in this section, you will NOT be able to return to it. As a result, these questions will not appear in the review screen.

You support a Microsoft Teams environment for a company

Team owners report that the following error message displays when they try to add a guest to a team.

Add members to Professional

Start typing a name, distribution list, or security group to add to this team. You can also add people outside your organization as guests by typing their email addresses.

Start typing a name or group

Add

Something went wrong.

Retry all



tesquest (Guest)

We ran into an issue. Please try again later.

Retry

You need to recommend a solution to resolve the issue.

Solution: Disable and re-enable guest access from the Teams admin center.

Does the solution meet the goal?

* Yes

* No

Explanation

The solution does not meet the goal. Disabling and re-enabling guest access from the Teams admin center will not resolve the error message that displays when they try to add a guest to a team. According to the [Troubleshoot Microsoft Teams – Training | Microsoft Learn] module, one of the possible causes of the error message is that the guest’s domain is not in the allowed list of domains for the tenant. To resolve this issue, the Teams administrator can confirm whether the tenant domain is in the allowed list by following these steps:

In the Microsoft Teams admin center, go to Org-wide settings > Guest access.

Under Domain and email address settings, make sure that Allow specific domains is selected.

In the Allowed domains box, check if the guest’s domain is listed. If not, add it and click Save.

Topic 1, Fabrikam

Case study

This is a case study. Case studies are not timed separately. You can use as much exam time as you would like to complete each case. However, there may be additional case studies and sections on this exam. You must

manage your time to ensure that you are able to complete all questions included on this exam in the time provided.

To answer the questions included in a case study, you will need to reference information that is provided in the case study. Case studies might contain exhibits and other resources that provide more information about the scenario that is described in the case study. Each question is independent of the other questions in this case study.

At the end of this case study, a review screen will appear. This screen allows you to review your answers and to make changes before you move to the next section of the exam. After you begin a new section, you cannot return to this section.

To start the case study

To display the first question in this case study, click the Next button. Use the buttons in the left pane to explore the content of the case study before you answer the questions. Clicking these buttons displays information such as business requirements, existing environment, and problem statements. When you are ready to answer a question, click the Question button to return to the question.

Background

Fabrikam, Inc. Ltd. is a pharmaceutical company with offices in the USA, UK, and Australia. The company has the following departments:

IT

Sales

Human resources (HR)

Research and development (R&D)

Technical support

Legal department

You join the company as a Microsoft Teams administrator.

Current environment

Active Directory

The network contains an on-premises Active Directory domain. All user accounts are assigned to departmental organizational units (OUs).

Microsoft 365

You assign all employees a Microsoft Office 365 E3 license. Fabrikam has recently migrated from Skype for Business server to Microsoft Teams.

Network environment

The company uses a combination of IPv4 and IPv6 addresses.

Calling

The company plans to use a Session Border Controller (SBC) connected to Phone System Direct Routing for their telephony solution. The company registers the SBC domain name, sip.contoso.com, in as tenant domain.

Requirements

Emergency calling

You must configure a tenant trusted IP list for emergency address locations.

Security

Sales interns must not have the ability to share files in one-on-one chats. Teams and channels must meet following compliance requirements:

You must create the following groups for teams and channels: Team Owners, Team Members and Team Visitors.

The Team Visitors group is for internal UserX that does not have access to the Private channels chats, but does have access to SharePoint sites for auditing the files within the private channels.

Channels for the different departments must not inherit permissions from the parent sites. Permissions for each channel must be unique.

ProjectNextGenApp

The R&D team has a private channel named ProjectNextGenApp. The members of the channel need to

collaborate on files with an external user, but they do not want the external user to be able to read and send messages in the channel.

Legal department

You must ensure that users in the legal department can view the files uploaded by owners within one channel or access SharePoint.

Issues

CEO

The company's CEO reports that they do not receive notifications for chat messages in the desktop version of Microsoft Teams.

AdministratorA

AdministratorA is configuring Direct Routing. The administrator runs following PowerShell command to pair the SBC to the tenant or add the SBC from the Teams admin center.

```
PS C:\Windows\system32> New-CsOnlinePSTNGateway -Fqdn sbc.fabrikam.com -MediaBypass $false  
-SipSignallingPort 5061 -MaxConcurrentSessions 10 -Enabled $true
```

The following error message displays:

```
Cannot use domain " sbc.fabrikam.com" as it was not configured for this tenant.  
+ CategoryInfo          : InvalidArgument:(Fqdn=sbc.fabrikam.com;MediaBypass=False;Trunkconfig) [New-  
CsOnlinePSTNGateway],  
ArgumentException  
+ FullyQualifiedErrorId : CustomValidationFailed,  
Microsoft.Rtc.Management.Internal.NewCsOnlinePSTNGatewayCmdlet  
+ PSComputerName       : admin3a.online.lync.com
```

Human resources manager

The human resources manager is unable to access the files in a Private channel named StaffRecruiters. He gets an error message when they select the Files tab that the Item does not exist or no longer available.

Audit team

Users who are part of the audit team report that they were unable to access the Files tab of a channel in the team. The following error message displays when they attempt to access files:

Error
Couldn't load your files. Let's try again

This item might not exist or is no longer available

This item might have been deleted, expired, or you might not have permission to view it. Contact the owner of this item for more information.

Retry

User1

User1 reports high CPU usage while using the Teams application and would like to know more on how Teams uses resources.

Name	Status	42 % CPU	90 % Memory	4% Disk
>  Microsoft Teams (6)		33.1%	1,617.7 MB	1,1 MB/s
>  Google Chrome (29)		2.7%	1,322.5 MB	0,1 MB/s

User2

User2 reports that automatic updates for the Teams client are not working.

User3

User3 reports that they are not able to download a file that was shared with them in a one-to-one chat within

the Files tab. The following error message displays:

“This item might not exist or is no longer available.”

User4

User4 reports that the following message displays when they navigate to the SharePoint Site for the private channel:

“Access denied”

User5

User5 has multiple groups and contacts but none of the groups or users appear in the Teams app. The Contact List Provider for User5 is listed as Unified Contact Store (UCS).

User6

User6 reports that they are not able to download a file that was shared with them in a one-to-one chat within the Files tab and receives the follow error message:

“This item might not exist or is no longer available.”

Emergency calling

Users report that the Teams app does not display an emergency address in the calls section of client settings.

No emergency address is listed when placing a call. You collect Teams debug logs from a user. A

representative section of the log is shown below:

```
callingService: [setLocationInfo] set with [locationInfoType=1] [content=  
  {"endpointNetwork": "Unknown", "networkSiteId": null, "enableLocationBasedRouting": false,  
  "siteAddress": null, "subnetId": null}] [context=locationResponse] [mediaOptimization]
```

Reports

Users within the company report poor quality when they make Teams calls and dial telephone numbers. You must generate the following reports to troubleshoot the issues:

Report1: Show Public Switched Telephone Network (PSTN) calls for the last 28 days.

Report2: Compare usage and quality across users.

NEW QUESTION 58

A company uses Microsoft Teams.

Users from a private channel named PrivateChannell report that guest users have access to the private channel message thread.

You need to ensure that guest users have access to the files in PrivateChannell, but no access to the message thread.

Which two actions should you perform? Each correct answer presents part of the solution, NOTE: Each correct selection is worth one point.

- * Add the guest users to the member's group in the private channel SharePoint site.
- * Remove the guest users from PrivateChannell.
- * Disable the chat in the guest access policy in Microsoft Teams admin center.
- * Add the guest users to the visitor's group in the private channel SharePoint site.

NEW QUESTION 59

You need to troubleshoot the performance of Microsoft Teams. To answer, select the appropriate options in the answer area. NOTE: Each correct selection is worth one point.

Answer Area

Question

What should you do first?

Which additional action should you perform?

Response

- Open ports 80 and 443.
- Open UDP ports 1024 to 2048.
- Open ports 80 and 443.**
- Route audio and video traffic for Microsoft Teams through UDP ports.
- Close ports 80 and 443.

Enable VPN split tunneling.

- Enable VPN split tunneling.
- Run the Teams app with administrator privileges.**
- Allow Teams traffic through the firewall.
- Add a proxy server to user's devices.

Answer Area

Question

What should you do first?

Which additional action should you perform?

Response

- Open ports 80 and 443.
- Open UDP ports 1024 to 2048.
- Open ports 80 and 443.**
- Route audio and video traffic for Microsoft Teams through UDP ports.
- Close ports 80 and 443.

Enable VPN split tunneling.

- Enable VPN split tunneling.**
- Run the Teams app with administrator privileges.**
- Allow Teams traffic through the firewall.
- Add a proxy server to user's devices.

Explanation

Answer Area

Question	Response
What should you do first?	Open ports 80 and 443.
Which additional action should you perform?	Enable VPN split tunneling.

NEW QUESTION 60

You manage the Microsoft Teams environment for a company.

You need to configure the system to ensure that users can view data from an external app within a Teams channel.

Which four actions should you perform in sequence? To answer, move the appropriate actions from the list of actions to the answer area and arrange them in the correct order.

Actions

Enable interaction with custom apps for the company's tenant.

Navigate to the channel where you want to share content from the external app.

Select Apps and create an incoming webhook.

Enable third-party apps for the company's tenant.

Use the unique URL for the channel to post messages.

Select the appropriate team and then select Manage team.

Select Connectors and select a webhook.

Answer Area

Four empty rectangular boxes for the answer area.

Actions

Enable interaction with custom apps for the company's tenant.

Navigate to the channel where you want to share content from the external app.

Select Apps and create an incoming webhook.

Enable third-party apps for the company's tenant.

Use the unique URL for the channel to post messages.

Select the appropriate team and then select Manage team.

Select Connectors and select a webhook.

Answer Area

Enable interaction with custom apps for the company's tenant.

Navigate to the channel where you want to share content from the external app.

Select Connectors and select a webhook.

Use the unique URL for the channel to post messages.

Explanation

Text Description automatically generated with medium confidence

Enable interaction with custom apps for the company's tenant.

Navigate to the channel where you want to share content from the external app.

Select Connectors and select a webhook.

Use the unique URL for the channel to post messages.

Reference:

<https://docs.microsoft.com/en-us/microsoftteams/platform/webhooks-and-connectors/how-to/add-incoming-webh>

Updated Test Engine to Practice MS-740 Dumps & Practice Exam:

<https://www.topexamcollection.com/MS-740-vce-collection.html>